

**TORO**

Count on it.

TM5490 & TM7490  
Trailed Gang Mower



**High Output**  
**Efficient Reel Mower**





# Effective and reliable

The TM5490 five unit and TM7490 seven unit mowers are designed for high output tractor drawn gang mowing. The high capacity hydraulic system powers both lift and cutting circuits and provides optimum performance in heavy wet growth as well as on finer quality playing surfaces. Each cutter unit independently articulates to give a first class finish.


### TM5490 / TM7490

- Precision cutting
- Low operating costs
- Easy serviceability
- 350 cm (138.5") Cutting width - TM5490
- 478 cm (188") Cutting width - TM7490



### Stable transport

On these models we have reduced the transport height giving a lower centre of gravity for more stable transport. These gang mowers offer a cost effective and reliable solution for maintaining large areas, such as parks, playing fields and golf courses.



Wing unit spring to minimise collision damage.



Large oil reservoir for efficient cooling.



Four in-cab cable control levers (or electro-hydraulic controls).



Robust Twin beam chassis for long working life.

## TM5490 / TM7490 Trailed Gang Mower

### Heavy Duty Towing

For efficient working and safe road transport, these mowers are supplied with torsion beam suspension and synchronised hydraulic braking. A ring hitch and wide angle PTO maximise manoeuvrability in work and reduce shaft wear.




### Replaceable Bushes

The powerful hydraulic lift cylinders and cutter unit mountings are all fitted with replaceable metal bushes and high quality pivot pins for extended seasonal durability and easy maintenance.



### Pumps and Gearbox


A heavy duty PTO driven gearbox with direct mounted hydraulic pumps guarantees maximum output. The independent pump for the cutter unit lift / lower functions improves mowing performance by ensuring uninterrupted power delivery to the cutting circuits.



Various cutting unit options to suit all cutting conditions.



TM7490



High visibility lighting for safe road use.



Heavy duty wheels with suspension for improved road transport.

### Electro hydraulic controls

Optional remote electrical controls are available for raising / lowering / engaging cutting units for mowing and reversing cylinder direction. These easy to use controls enable all tractor cab windows to remain closed thus maintaining the desired operating environment and further enhance operator comfort.



# Specifications - TM5490 / TM7490 Trailed Gang Mower

SPECIFICATIONS		TM5490	TM7490
TYPE	5-Gang Trailed Mower		7-Gang Trailed Mower
MIN. TRACTOR HP	45 HP @ 540 rpm PTO		70 HP @ 540 rpm PTO
CHASSIS	Twin beam welded steel construction		
AXLE	Solid axle with trailed arm suspension		
DRAWBAR	Square section steel tube with built in hydraulic damper. Hard wearing cast towing eye to suit tractor pick-up hitches. Drawbar fitted with drop down jack with ribbed outer tube and duty jockey wheel.		
HYDRAULIC SYSTEM	Hydraulic gear pumps mounted to a 3:44.1 step up gearbox driven by tractor via 540rpm wide angle PTO shaft. Hydraulic spool valves to raise and lower cutting units.		
HYDRAULIC CAPACITY	133 Litres (29 UK Gallons)		
BRAKES	Hydraulic braking drum brakes with auto reverse system 250 mm (9 3/4") dia x 40 mm (1 1/2")		
TYRES	245/70 R16 Radial ply		
MUDGUARDS	Full width moulded high impact polypropylene		
CONTROLS	Tractor mounted cable controls for operation of all cutting units with individual lift to each outside unit   Single override lever to raise / lower all units simultaneously   Manually operated lever at rear of mower to change direction of cylinder rotation for backlapping		
LIGHTS	Rear tail / stop lights   Direction indicators   Side marker lights   Rear fog light   Rear reflectors   Number plate illumination light		
OPTIONS	Electro hydraulic controls for:- raising / lowering cutting units - Engaging cutting units   Mowing and reversing cylinder direction   Front roller   Smooth or grooved for floating configuration (8" cutterheads only)   Fixed drawbar kit		
CERTIFICATION			
WARRANTY	Two-year limited		
CERTIFICATION	Certified to meet the CE machinery directive		
CUTTING UNITS			
TYPE	MK3 fully interchangeable cutting unit - 762 mm (30") width		
CONFIGURATION	MK3 200 mm (8") Fixed or Floating MK3 250 mm (10") Fixed Only	MK3 200 mm (8") Fixed Only MK3 250 mm (10") Fixed Only	
CUTTING CYLINDER	4, 6, 8 or 10 blade 200 mm (8") diameter, or 4, 6, or 8 blade 250 mm (10") diameter		
CLIP FREQUENCY	4 blade: 23 cuts/m (21 cuts/yd) at 11 km/h (7 mph) 6 blade: 34 cuts/m (31 cuts/yd) at 11 km/h (7 mph) 8 blade: 46 cuts/m (42 cuts/yd) at 11 km/h (7 mph)		
CYLINDER DRIVE	Direct drive hydraulic motor operating at 1050rpm approx.		
CUTTING UNIT LIFT	Fully independent hydraulic lift		
CYLINDER TO BEDKNIFE	Handwheel adjustment		
HEIGHT OF CUT	Spanner adjustment 12 - 80 mm (1/2" - 3 1/8")		
REAR ROLLERS	Smooth 76 mm (3") diameter		
DIMENSIONS			
OVERALL LENGTH	3600 mm (142")	3600 mm (142")	
CUTTING WIDTH	3500 mm (138 1/2")	4780 mm (188")	
TRANSPORT WIDTH	2230 mm (88")	2400 mm (95")	
OVERALL WIDTH	3710 mm (146")	5040 mm (198 1/2")	
TRACK WIDTH	1785 mm (70")	1785 mm (70")	
HEIGHT	1690 mm (66 1/2")	1690 mm (66 1/2")	
WHEELBASE	2485 mm (98")	2485 mm (98")	
WEIGHT	1385 kg (3047 lbs)	1680 kg (3696 lbs)	

## TORO® PROFESSIONAL SERVICES

**Toro Financing** Many flexible financing options are available to meet your specific operational requirements.

**Toro Genuine Parts** Keep the productivity and performance of your equipment at its peak by using genuine Toro replacement parts. Find and identify your replacement parts online at [www.Toro.com/partsviewer](http://www.Toro.com/partsviewer).

**Toro Training** Toro Technical Service Schools are available from your local distributor. Explore the training and customer care areas of Toro.com and ToroNSN.com for readily available on-line education and training materials.

**Toro Controller Repair** Provides irrigation controller boards ready for immediate board exchange to assure that downtime is minimal and your turf stays protected. Toro is the choice for reliability.

+1 909 785 3630

**Toro NSN®** An industry-first support network that provides reliable, around-the-clock irrigation central control system trouble-shooting and operation assistance. For assistance please contact:

Canada / Mexico / Latin America +1 325 673 8762

Europe / Middle East / Africa +32 14 56 29 33

Australia / Asia-Pacific +61 7 3268 2154



**Count on it.**